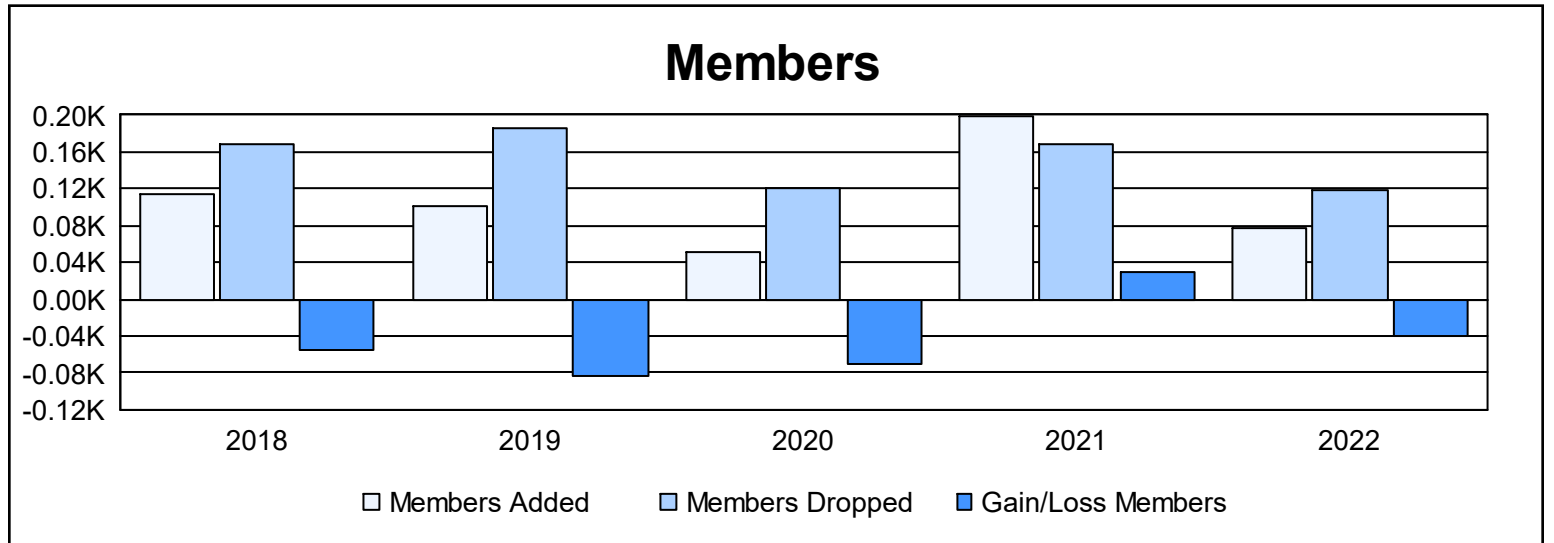
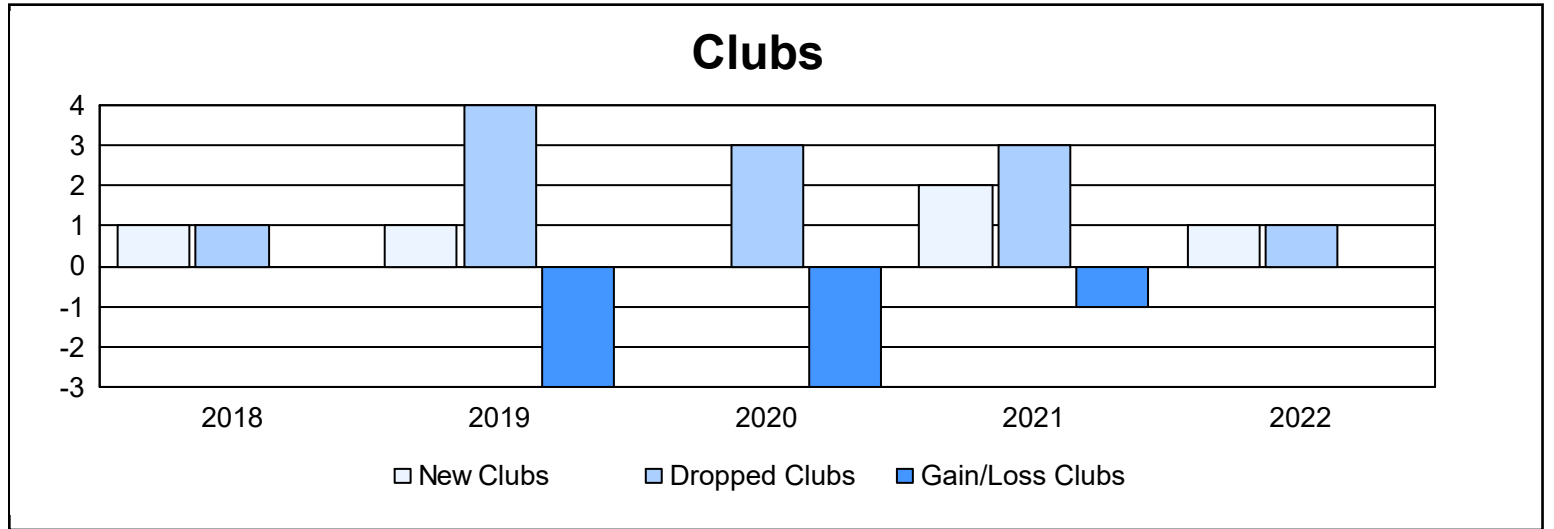
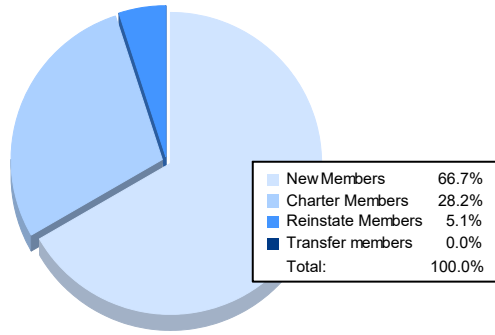


Year	New Clubs	Dropped Clubs	Gain/ Loss Clubs	New Members	Charter Members	Reinstate Members	Transfer Members	Total Member Added	Total Members Dropped	Gain/ Loss Members
2017-2018	1	1	0	78	28	2	6	114	169	-55
2018-2019	1	4	-3	73	21	3	5	102	185	-83
2019-2020	0	3	-3	44	0	2	5	51	121	-70
2020-2021	2	3	-1	145	50	1	2	198	169	29
2021-2022	1	1	0	52	22	4	0	78	118	-40
<b>Average</b>	<b>1</b>	<b>2</b>	<b>-1</b>	<b>78</b>	<b>24</b>	<b>2</b>	<b>4</b>	<b>109</b>	<b>152</b>	<b>-44</b>



### Membership Composition June 2022 Cumulative



### Gender Composition June 2022 Cumulative

